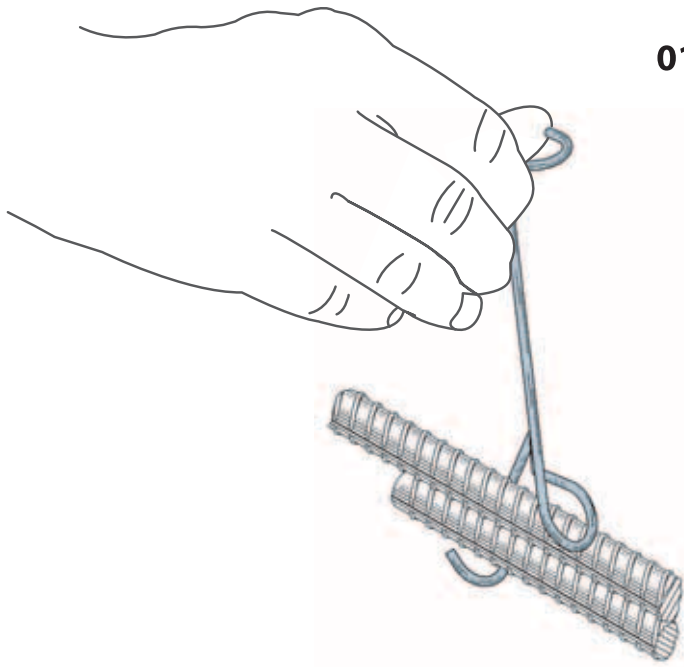


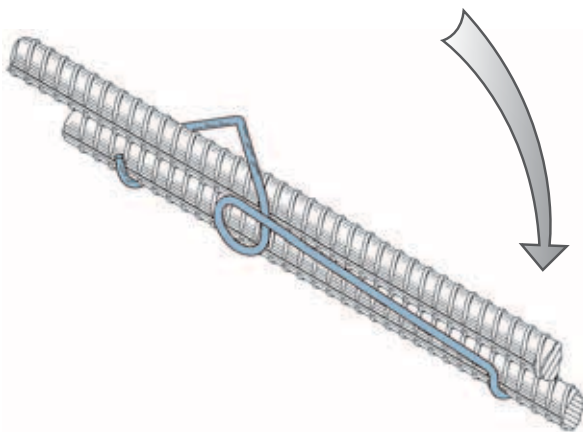
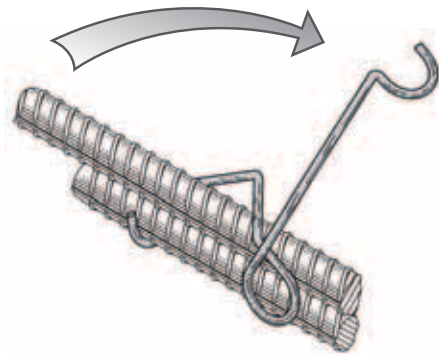
Installation Instructions // Parallel or Splice Connection

www.contie.net/install/



01. Place the short arm hook under the underlying rebar section.

02. Position the spring loop over and past the right side of both rebar.



03. Push the long arm hook down and position under the underlying rebar section and release. The connection has been made!

Speed-Clip™ rebar ties are designed for use in slabs, foundations, pools, tilt-ups, architectural and structural precasts, retaining walls, bridges, roadways, and like projects. Sales/Support call 877-696-8555

CON TIE™
MAKING CONNECTIONS FOR REBAR