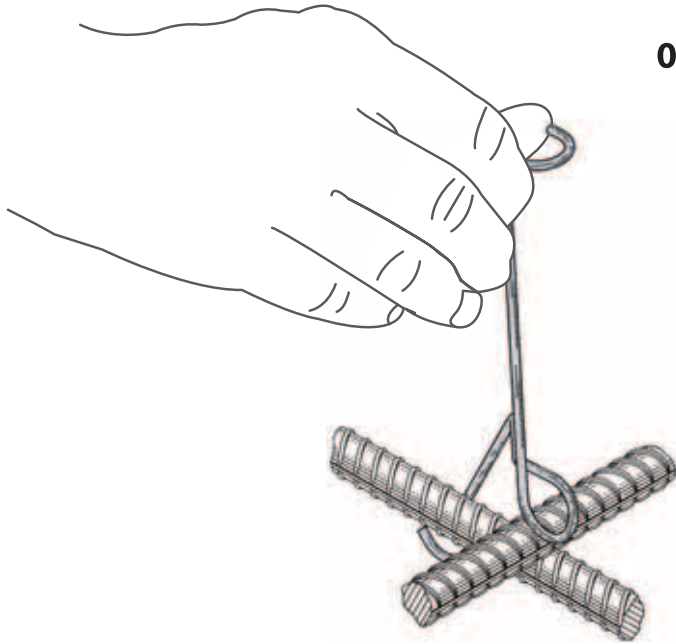


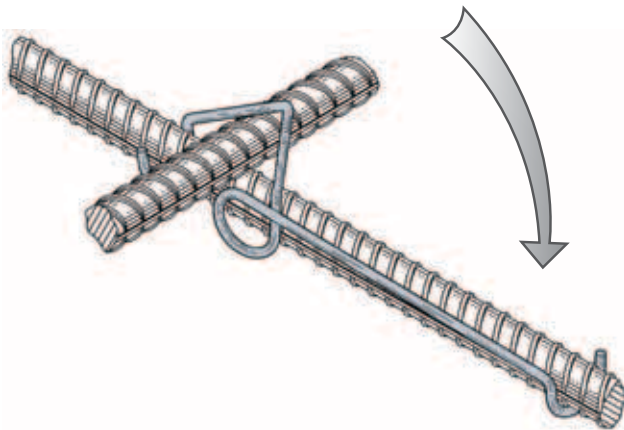
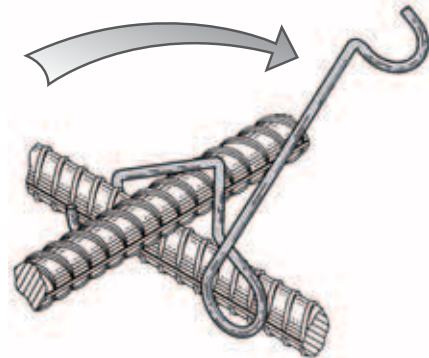
# Installation Instructions // Perpendicular or Angle Connection

[www.contie.net/install/](http://www.contie.net/install/)



- 01.** Place the short arm hook under the underlying rebar section about 1/2" below the rebar intersection.

- 02.** Position the spring loop over the overlying rebar section and to the right side of the underlying rebar.



- 03.** Push the long arm hook down and position under the underlying rebar section and release. The connection has been made!

Speed-Clip™ rebar ties are designed for use in slabs, foundations, pools, tilt-ups, architectural and structural precasts, retaining walls, bridges, roadways, and like projects. Sales/Support call 877-696-8555

**CON TIE**™  
MAKING CONNECTIONS FOR REBAR